

Subminiature Fuse, 6.4 mm, Quick-Acting F, 125 VAC, 125 VDC



UL 248-14 · 125 VAC · 125 VDC · Quick-Acting F

See below:
[Approvals and Compliances](#)

Description

- Directly solderable on printed circuit boards


References

Corresponding Fuseholder [FME](#); [FMR](#); [FMS \(125V\)](#)

Weblinks

[pdf data sheet](#), [html datasheet](#), [General Product Information](#), [Distributor-Stock-Check](#), [Detailed request for product](#)

Technical Data

Rated Voltage	125 VAC, 125 VDC
Rated current	0.1 - 5 A
Breaking Capacity	100 A
Characteristic	Quick-Acting F
Mounting	PCB, THT
Admissible Ambient Temp.	-25 °C to 85 °C
Climatic Category	25/085/21 acc. to IEC 60068-1
Material: Housing	Thermoplastic, UL 94V-0
Material: Terminals	Tin-Plated Copper
Unit Weight	0.34 g
Storage Conditions	0 °C to 40 °C, max. 70% r.h.
Product Marking	 Type, Rated current, Rated Voltage, Characteristic, Certification marks

Soldering Methods	Wave Soldering Profile
Solderability	235 °C / 2 sec acc. to IEC 60068-2-20, Test Ta
Resistance to Soldering Heat	260 °C / 10 sec acc. to IEC 60068-2-20, Test Tb
Case Resistance	acc. to EIA/IS-722, Test 4.7 >100 MΩ (between leads and body)
Flammability	UL 94V-0 (acc. to EIA/IS-722, Test 4.12)
Operational Life	1000h @ 0.60 x In @ 70°C (acc. to EIA/IS-722, Test 4.4.1)
Vibration, High Frequency	MIL-STD-202, Method 204 Condition D
Mechanical Shock	(acc. to EIA/IS-722, Test 4.9)
Resistance to Solvents	MIL-STD-202, Method 215
Terminal Strength	Tensile load min. 9 N (acc. to EIA/IS-722, Test 4.5.1)

Approvals and Compliances


Detailed information on product approvals, code requirements, usage instructions and detailed test conditions can be looked up in [Details about Approvals](#)

SCHURTER products are designed for use in industrial environments. They have approvals from independent testing bodies according to national and international standards. Products with specific characteristics and requirements such as required in the automotive sector according to IATF 16949, medical technology according to ISO 13485 or in the aerospace industry can be offered exclusively with customer-specific, individual agreements by SCHURTER.

Approvals



The approval mark is used by the testing authorities to certify compliance with the safety requirements placed on electronic products.

Approval Reference Type: MSF 125

Approval Logo	Certificates	Certification Body	Description
	UL Approvals	UL	UR File Number: E41599

Product standards

Product standards that are referenced

Organization	Design	Standard	Description
	Designed according to	UL 248-14	Low voltage fuses - Part 14: Supplemental fuses
	Designed according to	CSA22.2 No. 248.14	Low-Voltage Fuses - Part 14: Supplemental Fuses






Application standards

Application standards where the product can be used

Organization	Design	Standard	Description
	Suitable for applications acc.	IEC/UL 62368-1	Audio/video, information and communication technology equipment - Part 1: Safety requirements

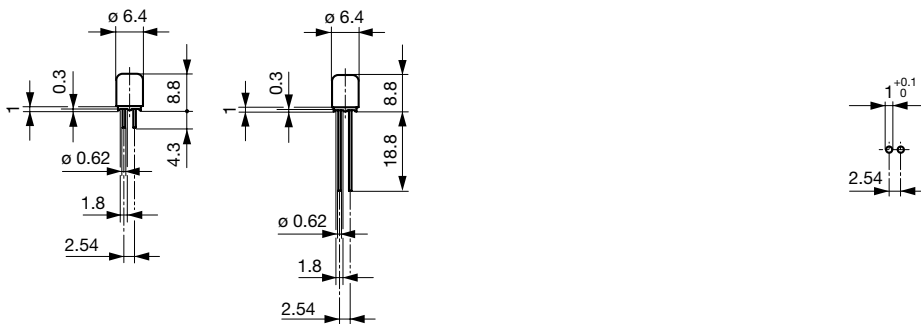
Compliances

The product complies with following Guide Lines

Identification	Details	Initiator	Description
	CE declaration of conformity	SCHURTER AG	The CE marking declares that the product complies with the applicable requirements laid down in the harmonisation of Community legislation on its affixing in accordance with EU Regulation 765/2008.
	UKCA declaration of conformity	SCHURTER AG	The UKCA marking declares that the product complies with the applicable requirements laid down in the British Amendment of Regulation (EC) 765/2008.
	RoHS	SCHURTER AG	Directive RoHS 2011/65/EU, Amendment (EU) 2015/863
	China RoHS	SCHURTER AG	The law SJ / T 11363-2006 (China RoHS) has been in force since 1 March 2007. It is similar to the EU directive RoHS.
	REACH	SCHURTER AG	On 1 June 2007, Regulation (EC) No 1907/2006 on the Registration, Evaluation, Authorization and Restriction of Chemicals 1 (abbreviated as "REACH") entered into force.

Dimension [mm]

6.4 mm



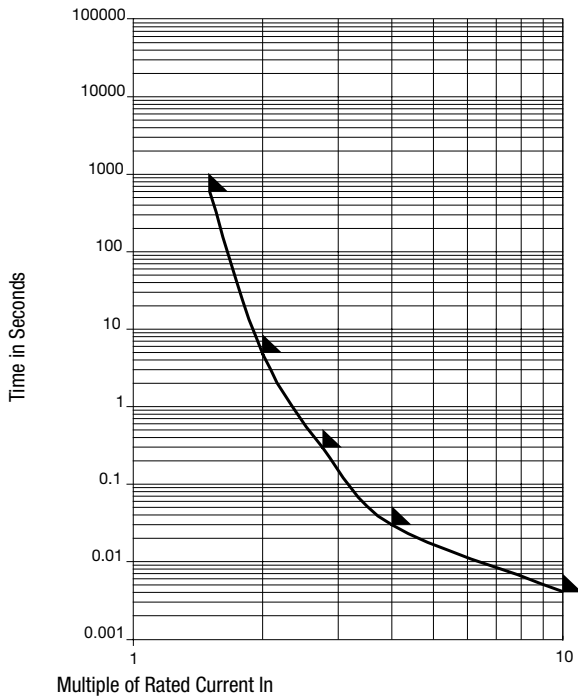
Drilling diagram

Pre-Arcing Time


Rated Current In 1.5 x In max. 2.0 x In max. 2.75 x In max. 4.0 x In max. 10.0 x In max.


0.1 A - 5 A	10 min	5 s	300 ms	30 ms	4 ms
-------------	--------	-----	--------	-------	------

Time-Current-Curves



All Variants

Rated Current [A]	Rated Voltage [VAC]	Rated Voltage [VDC]	Breaking Capacity	Voltage Drop 1.0 I _n max. [mV]	Voltage Drop 1.0 I _n typ. [mV]	Power Dissipation 1.0 I _n max. [mW]	Melting I ² t 10.0 I _n typ. [A ² s]		S	L	T	Order Number
0.1	125	125	1)	1000	690	100	0.0007	●	●			0034.4209
0.125	125	125	1)	1000	960	100	0.0015	●	●			0034.4210
0.16	125	125	1)	1000	850	100	0.0036	●	●			0034.4211
0.2	125	125	1)	700	680	100	0.0033	●	●			0034.4212
0.25	125	125	1)	700	620	100	0.0055	●	●			0034.4213
0.315	125	125	1)	700	680	200	0.025	●	●			0034.4214
0.4	125	125	1)	400	180	100	0.013	●	●			0034.4215
0.5	125	125	1)	400	180	100	0.02	●	●			0034.4216
0.63	125	125	1)	400	180	100	0.045	●	●			0034.4217
0.71	125	125	1)	400	140	100	0.045	●	●			0034.4218
0.75	125	125	1)	400	170	100	0.02	●	●			0034.4219
0.8	125	125	1)	400	150	100	0.04	●	●			0034.4220
1	125	125	1)	400	150	100	0.07	●	●			0034.4221
1.25	125	125	1)	190	150	200	0.12	●	●			0034.4222
1.6	125	125	1)	190	150	200	0.29	●	●			0034.4223
2	125	125	1)	190	130	200	0.43	●	●			0034.4224
2.5	125	125	1)	190	120	300	0.6	●	●			0034.4225
3.15	125	125	1)	190	120	400	1.1	●	●			0034.4226
4	125	125	1)	190	120	500	1.9	●	●			0034.4227
5	125	125	1)	190	120	600	3	●	●			0034.4228
0.1	125	125	1)	1000	690	100	0.0007	●		●		0034.4239
0.125	125	125	1)	1000	960	100	0.0015	●		●		0034.4240
0.16	125	125	1)	1000	850	100	0.0036	●		●		0034.4241
0.2	125	125	1)	700	680	100	0.0033	●		●		0034.4242
0.25	125	125	1)	700	620	100	0.0055	●		●		0034.4243
0.315	125	125	1)	700	680	200	0.025	●		●		0034.4244
0.4	125	125	1)	400	180	100	0.013	●		●		0034.4245

Rated Current [A]	Rated Voltage [VAC]	Rated Voltage [VDC]	Breaking Capacity	Voltage Drop 1.0 I _n max. [mV]	Voltage Drop 1.0 I _n typ. [mV]	Power Dissipation 1.0 I _n max. [mW]	Melting I ² t 10.0 I _n typ. [A ² s]		S	L	T	Order Number
0.5	125	125	1)	400	180	100	0.02	●	●			0034.4246
0.63	125	125	1)	400	180	100	0.045	●	●			0034.4247
0.71	125	125	1)	400	140	100	0.045	●	●			0034.4248
0.75	125	125	1)	400	170	100	0.02	●	●			0034.4249
0.8	125	125	1)	400	150	100	0.04	●	●			0034.4250
1	125	125	1)	400	150	100	0.07	●	●			0034.4251
1.25	125	125	1)	190	150	200	0.12	●	●			0034.4252
1.6	125	125	1)	190	150	200	0.29	●	●			0034.4253
2	125	125	1)	190	130	200	0.43	●	●			0034.4254
2.5	125	125	1)	190	120	300	0.6	●	●			0034.4255
3.15	125	125	1)	190	120	400	1.1	●	●			0034.4256
4	125	125	1)	190	120	500	1.9	●	●			0034.4257
5	125	125	1)	190	120	600	3	●	●			0034.4258
0.1	125	125	1)	1000	690	100	0.0007	●		●		0034.4539
0.125	125	125	1)	1000	960	100	0.0015	●		●		0034.4540
0.16	125	125	1)	1000	850	100	0.0036	●		●		0034.4541
0.2	125	125	1)	700	680	100	0.0033	●		●		0034.4542
0.25	125	125	1)	700	620	100	0.0055	●		●		0034.4543
0.315	125	125	1)	700	680	200	0.025	●		●		0034.4544
0.4	125	125	1)	400	180	100	0.013	●		●		0034.4545
0.5	125	125	1)	400	180	100	0.02	●		●		0034.4546
0.63	125	125	1)	400	180	100	0.045	●		●		0034.4547
0.71	125	125	1)	400	140	100	0.045	●		●		0034.4548
0.75	125	125	1)	400	170	100	0.02	●		●		0034.4549
0.8	125	125	1)	400	150	100	0.04	●		●		0034.4550
1	125	125	1)	400	150	100	0.07	●		●		0034.4551
1.25	125	125	1)	190	150	200	0.12	●		●		0034.4552
1.6	125	125	1)	190	150	200	0.29	●		●		0034.4553
2	125	125	1)	190	130	200	0.43	●		●		0034.4554
2.5	125	125	1)	190	120	300	0.6	●		●		0034.4555
3.15	125	125	1)	190	120	400	1.1	●		●		0034.4556
4	125	125	1)	190	120	500	1.9	●		●		0034.4557
5	125	125	1)	190	120	600	3	●		●		0034.4558

Availability for all products can be searched real-time: <https://www.schurter.com/en/info-center/support-tools/stock-check-distributors>

1) 100 A @ 125 VAC, cos φ = 0.99 - 1; 100 A @ 125 VDC tau < 1 ms

Packaging Unit

acc. IEC 60286-2

S = 4.3 mm	100 pcs in ESD-plastic bag
L = 18.8 mm	100 St. (Bulk)
T = 18.8 mm	1000 pcs. in tape [P = P0: 12.7; P1: 5.08; H1: 25.8] on reel [A: 360; W3: 40; W4: 52; C: 30.5]