

Fuse NH-DIN1-DIN1C 400V (gG)



DIN 1 C 1301.0235



DIN 1 1301.0226

See below:
[Approvals and Compliances](#)

Description

- According to IEC 269
- According VDE 0636
- energy saving
- Selectivity 1:1.6
- Removal tags energized
- Dimensions according to DIN 43620

Unique Selling Proposition

- Characteristic gG
- Full-range fuse-links for general applications

Weblinks

[pdf data sheet](#), [html datasheet](#), [Detailed request for product](#)

Technical Data

Rated Current In	35- 250 A
Rated Voltage	400 VAC
Breaking Capacity	100 kA
Rated Power Operating Frequency fe	50 Hz

Contact blade	Full contact blades, Cu silvered
Characteristic resistance	even with alternating load; nonagin to VDE 0636
Indicator	Combi indicator

Basic Design

Insulator	Ceramics
Metal components	corrosion-resistant (rustproof)

Power Dissipation (Watt) operating temperature max.

The power dissipation is the so called power loss at rated current load and operation temperature acc. VDE 0636 . It is to be measured in Watt at AC condition. The voltage tap is to be assured that the power dissipation of the blade contacts are included. This means the measure contact need to be applied at the ends of the blade contacts. The standard VDE 0636 part 1 and 2 requires that following maximal permissible power losses are not exceeded.

Approvals and Compliances

Detailed information on product approvals, code requirements, usage instructions and detailed test conditions can be looked up in [Details about Approvals](#)

Approvals

The approval mark is used by the testing authorities to certify compliance with the safety requirements placed on electronic products.

Approval Reference Type:

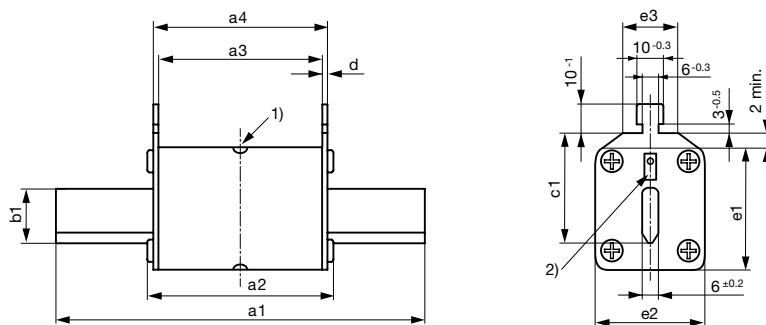
Approval Logo	Certificates	Certification Body	Description
	VDE Approvals	VDE	VDE Certificate Number: 40052739

Compliances

The product complies with following Guide Lines

Identification	Details	Initiator	Description
	REACH	SCHURTER AG	On 1 June 2007, Regulation (EC) No 1907/2006 on the Registration, Evaluation, Authorization and Restriction of Chemicals 1 (abbreviated as "REACH") entered into force.

Dimensions [mm]

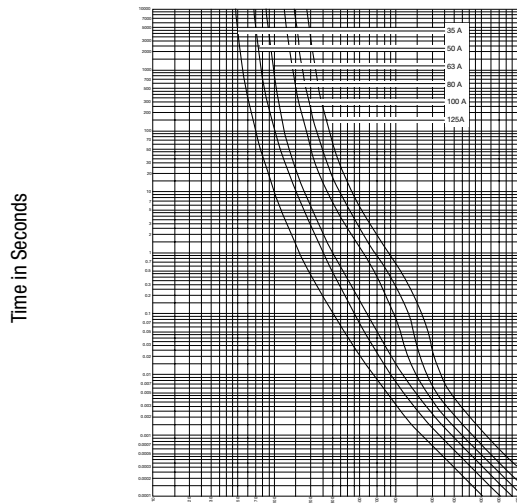


DIN	a1	a2	a3	a4	b1	c1	d	e1	e2	e3
1	135 ±2,5	75 -10	62 ±2,5	68 ±2,5	20 +0,2	40 ±0,8	2,5 +1,5/-0,5	49	40 ±0,65	20 +5/-2
1C	135 ±2,5	75 -10	62 ±2,5	68 ±2,5	15 +0,2	40 ±0,8	2,5 +1,5/-0,5	41	30 -1,0	20 +5/-2

- 1) Centre indicator
- 2) Flat indicator

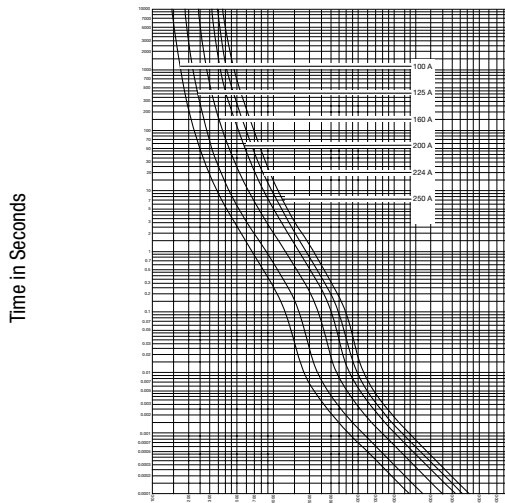
Time-Current-Curves

DIN1C 35 - 125 A, 400V



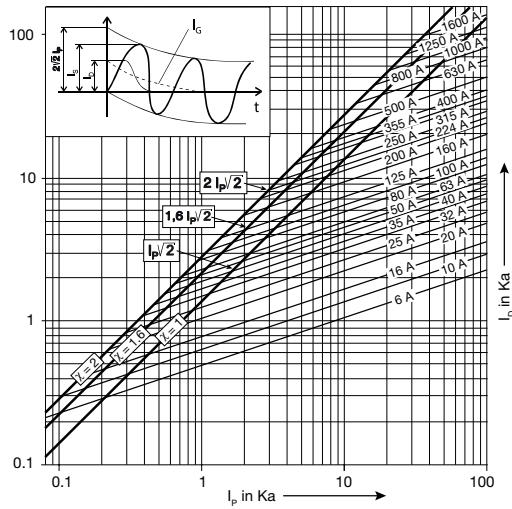
Effective value of the melting current (A) + - 8%

DIN1 100 - 250 A, 400V



Effective value of the melting current (A) + - 8%

Current limiting diagram



The prospective short circuit current is the value of the current, that would flow if there was no protection in the circuit.

- ID Let-through current
- IG Value of DC component
- IP Prospective short-circuit current
- IS Short-circuit peak current
- X Factor ($X=2$ für $\cos\phi=0$, $X=1$ für $\cos\phi=1$)

All Variants

Rated current [A]	Style [Compact]	Power Loss [W]	Order Number	E-No.
35	C	4.0	1301.0231	840401139
40	C	4.0	1301.0232	840401149 1)
50	C	5.2	1301.0233	840401159
63	C	6.8	1301.0234	840401179
80	C	6.2	1301.0235	840401199
100	-	8.6	1301.0223	840601209
100	C	8.6	1301.0236	840401209
125	-	9.8	1301.0224	840601219
125	C	9.8	1301.0237	840401219
160	-	12.4	1301.0225	840601239
160	C	12.4	1301.0238	840401239
200	-	14.4	1301.0226	840601249
224	-	15.6	1301.0227	840601259
250	-	17.6	1301.0228	840601269

1) without VDE approvals

Most Popular.

Availability for all products can be searched real-time: <https://www.schurter.com/en/Stock-Check/Stock-Check-SCHURTER>

Packaging unit

3 Pcs